


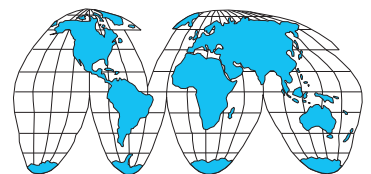
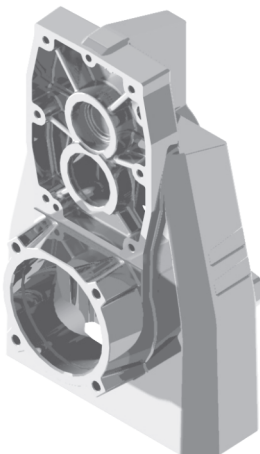

Aluminum & cast iron shaft mounted gearboxes

A modular and compact product



Single-piece aluminum / Cast Iron housing

Combines light weight with high tensile strength. Precision machined for alignment of bearings and gearing

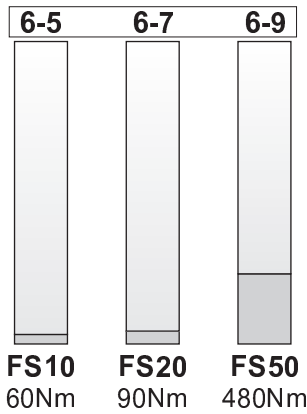


World wide sales network.

Specific type datasheet on page...

On page / A pagina / Auf Seite / À la page / En la página

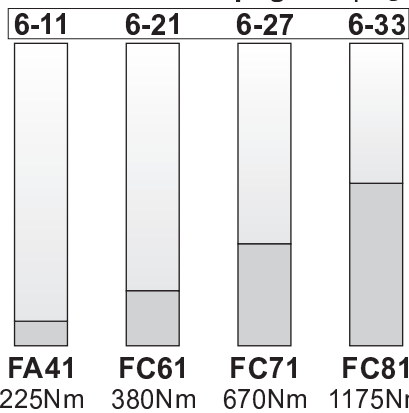

3 Stage



Types / Tipi /
Tipen / Types /
Tipos

On page / A pagina / Auf Seite / À la page / En la página

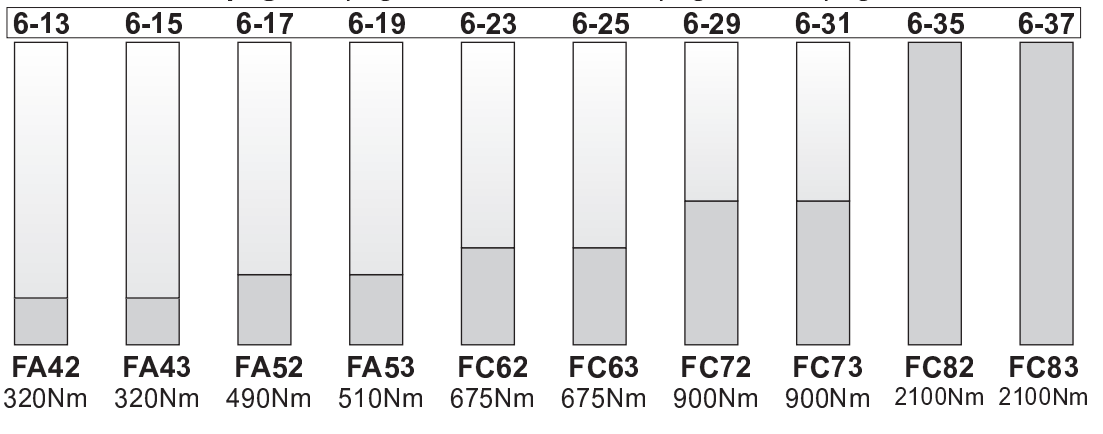
1 Stage



Types / Tipi /
Tipen / Types /
Tipos

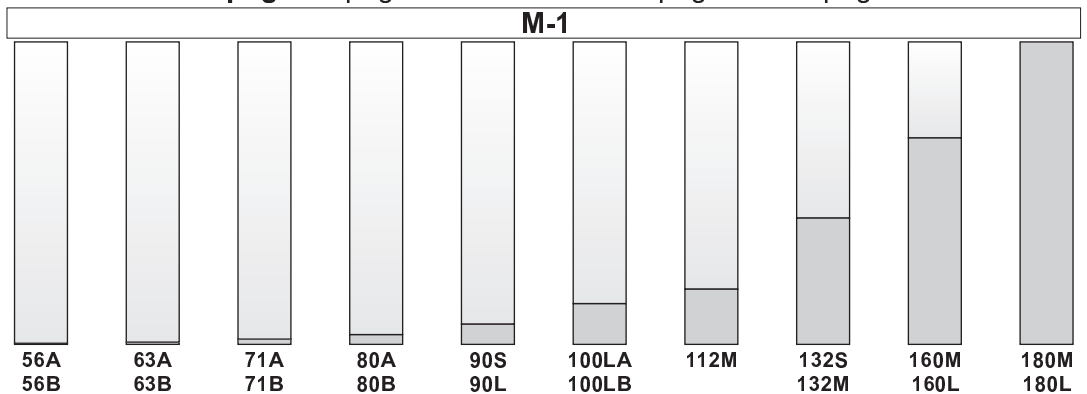

On page / A pagina / Auf Seite / À la page / En la página

2 and 3 Stage

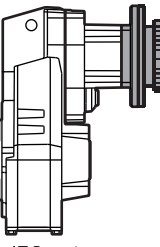
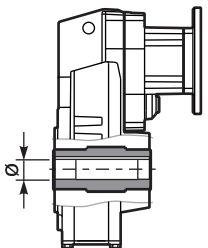
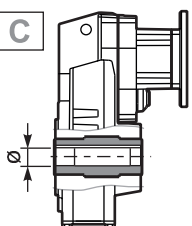
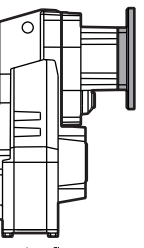
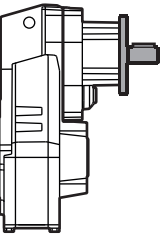
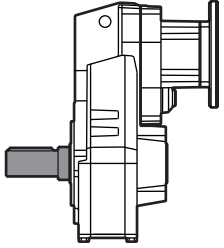
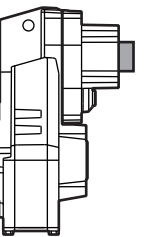
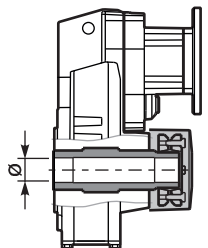
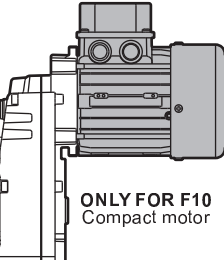



Types / Tipi /
Tipen / Types /
Tipos

On page / A pagina / Auf Seite / À la page / En la página

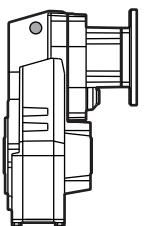
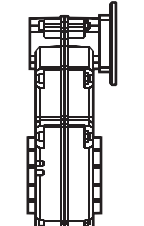
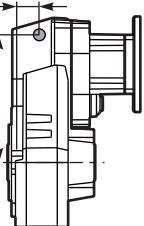
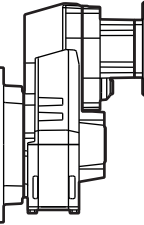
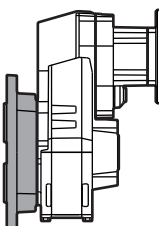



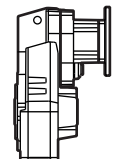
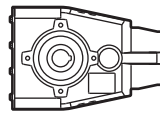
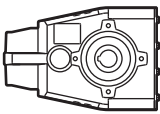
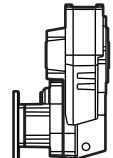
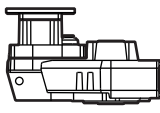
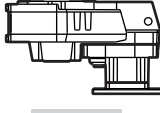
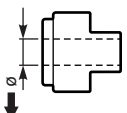
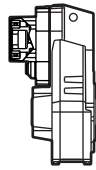






Types / Tipi /
Tipen / Types /
Tipos

Type - Tipo - Typ Type - Tipo	Size - Grandezza - Grösse Taille - Tamaño	Mounting - Montaggio Montage - Fixation Tipo de montaje	Rapporto - Ratio Untersetzung Reduction - Relacion	Output shaft Albero uscita Abtriebswelle Arbre de sortie Eje en salida
M	FA42	C	10.04	-D
<p>Shaft mounted helical Riduttori ad assi paralleli</p>  <p>With IEC motor M</p>	<p>1 Stage Riduzione Stufe Trains Etapas</p> <p>2 Stages Riduzioni Stufen Trains Etapas</p> <p>3 Stages Riduzioni Stufen Trains Etapas</p>	 <p>Hollow output shaft C</p>	<p>See technical data table</p> <p>Vedi tabelle dati tecnici.</p> <p>Technisches Datenblatt beachten</p> <p>Voir Tableau données techniques</p> <p>Ver tabla datos técnicos</p>	 <p>STANDARD Only on request for Q.ty A richiesta per quantità</p>
 <p>With motor flange P</p>	FA41	A		<p>FS10</p> <p>-J → $\varnothing 17$</p> <p>FS20</p> <p>-B → $\varnothing 20$</p> <p>FA41 FA42 FA43</p> <p>-C → $\varnothing 25$</p> <p>FA41 FA42 FA43 FS50</p> <p>-D → $\varnothing 30$</p> <p>-E → $\varnothing 35$</p> <p>FA52 FA53 FC61 FC62 FC63</p> <p>-E → $\varnothing 35$</p> <p>-F → $\varnothing 40$</p> <p>FC71 FC72 FC73</p> <p>-F → $\varnothing 40$</p> <p>-G → $\varnothing 45$</p> <p>FC81 FC82 FC83</p> <p>-H → $\varnothing 50$</p> <p>-I → $\varnothing 55$</p>
 <p>With male input shaft R</p>	FA42 FA52	 <p>Single output shaft A</p>		<p>-M FA41/2/3 → $\varnothing 30$</p> <p>-N FA52/3 FC61/2/3 → $\varnothing 35$</p> <p>-O FC71/2/3 → $\varnothing 40$</p> <p>-K FC81/2/3 → $\varnothing 50$</p>
 <p>Modular base B</p> <p>Not available for: FC61, FC71, FC81, FC82.</p>	FC61 FC71 FC81	 <p>Shrink Disk D</p> <p>Only on request for Q.ty A richiesta per quantità</p>		<p>-Q FA42/3 → $\varnothing 30$</p> <p>-T FA52/3 FC62/3 → $\varnothing 35$</p> <p>-U FC72/3 → $\varnothing 40$</p> <p>-V FC82/3 → $\varnothing 50$</p>
 <p>ONLY FOR F10 Compact motor C</p>	FC62 FC72 FC82			
	FC63 FC73 FC83			
	Cast Iron/Ghisa/Grauguss/Fonte/Fundicion			
	Aluminum/Alluminio/Aluminium/Aluminio			



On request we can deliver our products according to the ATEX
 A richiesta possiamo fornire i nostri prodotti secondo le normative ATEX
 Auf Anfrage können wir unsere Produkte den Richtlinien ATEX entsprechend liefern
 Sur demande nos produits peuvent se conformer à la réglementation ATEX
 A pedido, se pueden enviar nuestros productos de acuerdo con las normas ATEX.

Type - Tipo - Typ Types - Tipo	Output flange Flangia uscita Ausgangsflansch Bride de sortie Brida en salida	Motor size - Grandezza motore Motor Grösse Grandeur moteur - Tamaño motor	Mounting position Posizione montaggio Einbaulage Position de montage Position de montaje	Input bore Foro entrata Eingangshohlwelle Trou d'entree Eje hueco de entrada	Terminal box position Posizione morsettiere Klemmkastenlage Position boîte à bornes Posición caja de bornes
<p>ST</p>  <p>ST Foro standard Standard bore</p>  <p>ST Senza braccio di reazione Without reaction arm</p>  <p>Available torque arms, see our web site. Bracci di reazione disponibili, vedi il nostro sito web.</p> <p>S..</p>  <p>-F Whit output flange con flangia uscita</p>	<p>N</p>  <p>N Senza flangia Without flange</p> <p>FS20</p> <p>1 → ∅140</p> <p>FA41 FA42 FA43</p> <p>2 → ∅160</p> <p>3 → ∅200</p> <p>4 → ∅250</p> <p>FA52 FA53 FC61 FC62 FC63</p> <p>4 → ∅250</p> <p>5 → ∅300</p> <p>FC71 FC72 FC73</p> <p>4 → ∅250</p> <p>5 → ∅300</p> <p>6 → ∅350</p> <p>FC81 FC82 FC83</p> <p>5 → ∅300</p> <p>6 → ∅350</p> <p>7 → ∅400</p>	<p>-C</p>  <p>Flange Flangia</p> <p>B5</p> <p>-A=56 (∅120)</p> <p>-B=63 (∅140)</p> <p>-C=71 (∅160)</p> <p>-D=80 (∅200)</p> <p>-E=90 (∅200)</p> <p>-F=100+112 (∅250)</p> <p>-G=132 (∅300)</p> <p>-H=160 (∅350)</p> <p>-I=180 (∅350)</p> <p>B14</p> <p>-O=56 (∅80)</p> <p>-P=63 (∅90)</p> <p>-Q=71 (∅105)</p> <p>-R=80 (∅120)</p> <p>-T=90 (∅140)</p> <p>-U=100+112 (∅160)</p> <p>-V=132 (∅200)</p> <p>COMPACT</p> <p>CZ = 56</p> <p>C0 = 63</p>  <p>Type R Tipo R</p> <p>FA43 FS10 FS20 FS50</p> <p>-1 → ∅14</p> <p>FA42 FA53 FC63 FC73</p> <p>-2 → ∅19</p> <p>FA52 FC62 FC72 FC83</p> <p>-3 → ∅24</p> <p>FC82</p> <p>-4 → ∅28</p>  <p>Without flange Senza flangia</p> <p>-M → With coupling</p> <p>FA43 FS10 FS20 FS50</p> <p>-2 → ∅9 (56B5)</p> <p>-0 → ∅11 (63B5)</p> <p>-1 → ∅14 (71B5)</p> <p>FA42 FA53 FC63 FC73</p> <p>-1 → ∅14 (71B5)</p> <p>-2 → ∅19 (80B5)</p> <p>-3 → ∅24 (90B5)</p> <p>FA52 FC62 FC72 FC83</p> <p>-2 → ∅19 (80B5)</p> <p>-3 → ∅24 (90B5)</p> <p>-4 → ∅28 (100B5)</p> <p>FA41</p> <p>-4 → ∅28 (100B5)</p>	<p>H1</p>  <p>H1 STANDARD</p>  <p>H4</p>  <p>H3</p>  <p>H2</p>  <p>H5</p>  <p>H6</p>	<p>-</p> <p>Nothing indication: standard bore</p> <p>Nessuna indicazione: foro standard</p> <p>COUPLING</p>  <p>A = 9mm B = 11mm C = 14mm D = 19mm E = 24mm F = 28mm</p> <p>0</p> <p>Ready for input coupling Predisposto per giunto</p> 	<p>With Type M specify terminal box position Con tipo M specificare posizione morsettiere</p>  <p>A</p>  <p>B STANDARD</p>  <p>C</p>  <p>D</p>

POTENZA RICHIESTA / REQUIRED POWER / ERFORDERLICHE LEISTUNG / PUISSANCE NECESSAIRE / POTENCIA NECESARIA

Lifting / sollevamento / hubantriebe / levage / elevación

$$P \text{ [KW]} = \frac{M \text{ [Kg]} \cdot g \text{ [9.81]} \cdot v \text{ [m / s]}}{1000}$$

Rotation / rotazione / drehung / rotation / rotacion

$$P \text{ [KW]} = \frac{M \text{ [Nm]} \cdot n \text{ [rpm]}}{9550}$$

Linear movement / traslazione / linearbewegung / translation / translacion

$$P \text{ [KW]} = \frac{F \text{ [N]} \cdot v \text{ [m / s]}}{1000}$$


TORQUE / COPPIA / DREHMOMENT / COUPLE / PAR

$$M \text{ [Nm]} = \frac{9550 \cdot P \text{ [KW]}}{n \text{ [rpm]}}$$

$$M \text{ [lb in]} = \frac{63030 \cdot P \text{ [HP]}}{n \text{ [rpm]}}$$

RADIAL LOADS / CARICHI RADIALI / RADIALE - UND AXIALLASTEN / CHARGES RADIALES / CARGA RADIAL Y AXIAL

- Radial load generated by external transmissions keyed onto input and/or output shafts.
- Forza radiale generata da organi di trasmissione calettati sugli alberi di ingresso e/o uscita.
- Belastungen der Antriebs- bzw. Abtriebswellen durch von aussen eingebrachte Radiallasten.
- Charge radiale générée par la transmissions calés sur les entrées et / ou des arbres de sortie
- Cargas radiales, generada por transmisiones externas, aplicadas sobre los ejes de entrada y/o salida



$$F_R \text{ [N]} = \frac{M \text{ [Nm]} \cdot 2000}{d \text{ [mm]}} \cdot f_k$$

$$F_R \text{ [N]} = \frac{M \text{ [lb in]} \cdot 8.9}{d \text{ [in]}} \cdot f_k$$

M	Momento torcente / Output torque / Abtriebsdrehmoment / Couple / Par torsion
d	Diametro primitivo / Diam. of driving element / Durchmesser der Abtriebseinheit / Diamètre primitif / Diámetro primitivo
f_k	Coefficiente di trasformazione / Factor / Faktor / Coefficient de transmission / Coeficiente de transmisión 1.15 Ingranaggi / Gearwheels / Zahnrad / Engrenage / Engranaje 1.25 Catena / Chain sprochets / Antriebskette / Chaîne / Cadena 1.75 Cinghia Trapezoidale / Narrow v-belt pulley / Keilriemen / Courroie trap. / Correa trapezoidal 2.50 Cinghia piatta / Flat-belt pulley / Flachzahnriem. / Courroie crantée / Correa plana

- If your application requires higher radial loads, contact our technical office. Higher load may be possible.
- Nel caso la vostra applicazione richieda carichi radiali superiori consultare il nostro ufficio tecnico, valori maggiori possono essere accettati.
- Wenn Ihre Anwendung höhere Radialbelastungen erfordert, so wenden Sie sich bitte an unser technisches Büro.
- Si votre application demande des charges radiales supérieures, s'adresser à notre bureau technique.
- En el caso en que una aplicación exija una carga radial superior a la especificada en el catálogo, consultar a nuestra oficinas técnica.

How to select a gearbox / Come selezionare un riduttore / Wie wählt man ein Getriebe
Comment sélectionner un réducteur / Cómo seleccionar un reductor

B

Output speed
Velocità in uscita
Abtriebsdrehzahl
Vitesse de sortie
Velocidad de salida

Nominal power
Potenza nominale
Max. mögliche Leistung
Poissance nominale
Potencia nominal

A

Nominal torque
Momento torcente nominale
Nenn Drehmoment
Couple nominal
Par de torsión nominal

Flange code
Codice flangia
Flanschtype
Code bride
Código bridas

Input speed
Velocità in entrata
Eintriebsdrehzahl
Vitesse en entrée
Velocidad de entrada

Gear size
Grandezza riduttore
Getriebegröße
Taille réducteur
Tamaño reductor

Motor power
Potenza motore
Motorleistung
Puissance moteur
Potencia motor

FA42

Compact-Gear

320Nm

Rating - Aluminum

SHAFT MOUNTED HELICAL

QUICK SELECTION / Selezione veloce										input speed (n ₁) = 1400 min ⁻¹							
Output Speed n ₂ [min ⁻¹]	Ratio i	Motor power P _{1M} [kW]	Output torque M _{2M} [Nm]	Service factor f.s.	Nominal power P _{1R} [kW]	Nominal torque M _{2R} [Nm]	Available B5 motor flanges					Available B14 motor flanges				Output Shaft	
							-B	-C	-D	-E	-F	-Q	-R	-T	-U		Ratio code
167	8.38	4	215	1.0	4.1	225	B					C	C			2821	01
139	10.04	3	194	1.2	3.7	240	B					C	C			2818	02
114	12.33	3	238	1.1	3.2	260	B					C	C			2813	03
92	15.16	2.2	216	1.2	2.6	260	B					C	C			1921	04

C

Ratio
Rapporto
Untersetzung
Rapport de réduction
Relación

Transmitted torque
Momento torcente trasmesso
Mögliche Drehmomente
Couple de sortie
Par transmitido

Service factor
Fattore di servizio
Betriebsfaktor
Facteur de service
Factor de servicio

Output shaft diam.
Diam. albero uscita
Durchmesser abtriebswelle
Diametre arbre lent
Diametro eje de salida

Notes
Note
Anmerkungen
Note
Notas

Type of load and starts per hour Tipo di carico e avviamenti per ora		Oper. hours per day Ore di funz. giorn.		
		3 h	10 h	24 h
Continuous or intermittent appl. with start / hour Applicazione cont. o interm. con n.ro operazioni/ora	Uniform / Uniforme	0.8	1	1.25
	Moderate / Moderato	1	1.25	1.5
	Heavy / Forte	1.25	1.5	1.75
Intermittent application with start / hour Applicazione intermittente con n.ro operazioni/ora	Uniform / Uniforme	1	1.25	1.5
	Moderate / Moderato	1.25	1.5	1.75
	Heavy / Forte	1.5	1.75	2.15



D	Motor flange available Flange disponibili Erhältliche Motorflansche Brides disponibles Bridas disponibles	
B)	Mounting with reduction ring Montaggio con boccia di riduzione Reduzierhülsen Montage avec douille de réduction Montaje con casquillo de reducción	
C)	Motor flangeholes position/terminal box position Posizione fori flangia/basetta motore Bohrungsposition am Motorflansch/-socket Position trous bride/barrette à bornes moteur Posición agujeros brida / base motor	
B)	Available without reduction bushes Disponibile anche senza boccia Auch ohne Reduzierbuchse verfügbar Disponible aussi sans douille de réduction Disponible también sin casquillo	

A	Select required torque (according to service factor)	Seleziona la coppia desiderata (comprensiva del fattore di servizio)	Max. Drehmoment in Bezug zum Betriebsfaktor	Sélectionner le couple souhaité (comprenant le facteur de service)	Seleccionar el par deseado (incluyendo el factor de servicio)
B	Select output speed	Seleziona la velocità in uscita	Ausgewählte Abtriebsdrehzahl	Sélectionner la vitesse de sortie	Seleccionar la velocidad de salida
C	On the same line of selected geared motor, you can find the gear ratio	Sulla riga corrispondente alla motorizzazione prescelta si può rilevare il rapporto di riduzione	Auf der gleichen Linie wie die ausgewählte Motorleistung steht auch die Getriebeuntersetzung	Sur la ligne correspondante à la motorisation pré-choisie on peut relever le rapport de réduction	En la línea correspondiente al motor preseleccionado es posible encontrar la relación de reducción
D	Select motor flange available (if requested)	Scegli la flangia disponibile (se richiesta)	Erhältliche Motorflansche (auf Anfrage)	Choisir la bride disponible (si elle est demandée)	Seleccionar la brida disponible (sobre pedido)



QUICK SELECTION / Selezione veloce

input speed (n_1) = 1400 min⁻¹

Output Speed n_2 [min ⁻¹]	Ratio i	Motor power P_{1M} [kW]	Output torque M_{2M} [Nm]	Service factor f.s.	Nominal power P_{1R} [kW]	Nominal torque M_{2R} [Nm]	Available B5 motor flanges		Available B14 motor flanges			Hollow Shaft  Ø	Ratios code 
							-B	-C	-O	-P	-Q		
							63	71	56	63	71		
72	19.42	0.37	46	1.3	0.48	60			C	C		281713	01
51	27.21	0.37	65	0.9	0.34	60			C	C		281313	02
36.4	38.49	0.25	62	1.0	0.24	60			C	C		191713	03
31.7	44.12	0.18	54	1.1	0.21	60			C	C		171713	04
26.7	52.50	0.18	64	0.9	0.18	60			C	C		151713	05
22.6	61.82	0.12	49	1.2	0.15	60			C	C		171313	06
19.0	73.56	0.12	58	1.0	0.13	60			C	C		151313	07
15.9	88.13	0.09	56	1.1	0.11	60			C	C		101713	08
12.0	116.67	0.06	48	1.2	0.08	60			C	C		91713	09
11.3	123.48	0.06	51	1.2	0.08	60			C	C		101313	10
9.0	155.37	0.06	64	0.9	0.06	60			C	C		71713	11
8.6	163.47	0.06	68	0.9	0.06	60			C	C		91313	12
7.6	184.39	0.06	76	0.8	0.05	60			C	C		61713	13
6.4	217.68	0.06*	90	0.7	0.04	60			C	C		71313	14
5.4	258.34	0.06*	107	0.6	0.04	60			C	C		61313	15

The dynamic efficiency is **0.94** for all ratios * Power higher than the maximum one which can be supported by the gearbox. Select according to the torque M_{2R}
Potenza superiore a quella massima sopportabile dal riduttore. Selezionare in base al momento torcente M_{2R}

-  **Motor Flanges Available**
Flange Motore Disponibili
-  **B) Supplied with Reduction Bushing**
Fornito con Bussola di Riduzione
-  **B) Available on Request without reduction bushing**
Disponibile a Richiesta senza Bussola di Riduzione
-  **C) Motor Flange Holes Position**
Posizione Fori Flangia Motore

EN Unit **FS10** is supplied with synthetic oil for lifetime lubrication, no maintenance is necessary. See table 1 for lubrication and recommended quantity. In table 2 please see possible radial loads and axial loads on the gearbox.

I Il riduttore **FS10** viene fornito completo di olio sintetico per la lubrificazione permanente e non necessita di alcuna manutenzione. Vedi tab.1 per oli e quantità consigliati. In tab.2 sono presenti i carichi radiali e assiali applicabili al riduttore.

D Das Getriebe **FS10** ist mit synthetischem Öl gefüllt und ist lebensdauergeschmiert. In Tabelle 1 ist die Schmiermenge und das empfohlene Schmiermittel angegeben. In Tabelle 2 sind die zulässigen Radial- und Axialbelastungen des Getriebes aufgeführt.

F Le réducteur **FS10** est fourni complet avec de l'huile synthétique pour la lubrification permanente et ne nécessite aucun entretien. Voir tableau 1 concernant les huiles et les quantités conseillées. Les charges radiales et axiales applicables au réducteur sont précisées dans le tableau 2.

E El reductor tamaño **FS10** se suministra, lubricado de por vida con aceite sintético y no requieren mantenimiento alguna. Ver tabla 1, para cantidades y aceites recomendados. En la tabla 2, se encuentran las cargas radiales y axiales admitidas por el reductor.

LUBRICATION FS10 Oil Quantity 0.35 Lt.

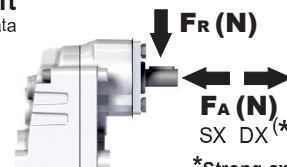
AGIP Telium VSF 320

SHELL Omala S4 WE 320

For all details on lubrication and plugs check our website **tab. 1**
Per maggiori dettagli su lubrificazione e tappi olio vedi il nostro sito web

RADIAL LOADS

Input shaft
Albero in entrata



n_1	FA	FR
1400	140	700
900	160	800

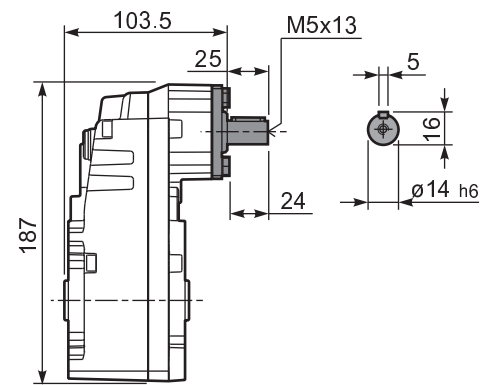
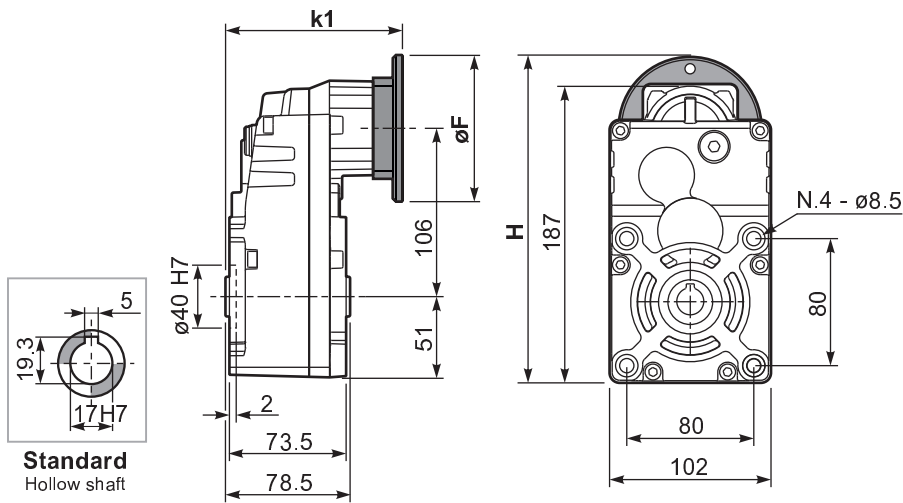
*Strong axial loads in the DX direction are not allowed.
Non sono consentiti forti carichi assiali con direzione DX

tab. 2

PFS10... Basic gearbox
Riduttore base

Gearbox weight
peso riduttore **3.1 kg**

RFS10... Input Shaft
Albero in entrata



B14 Motor Flanges	H	øF	k1	kit code
56 B14	197	80	109.3	KC40.4.049
63 B14	202	90	111.8	K050.4.047
71 B14	209.5	105	109.3	K050.4.045

B5 Motor Flanges	H	øF	k1	kit code
63 B5	226	138	111.8	K050.4.041
71 B5	237	160	109.3	K050.4.042

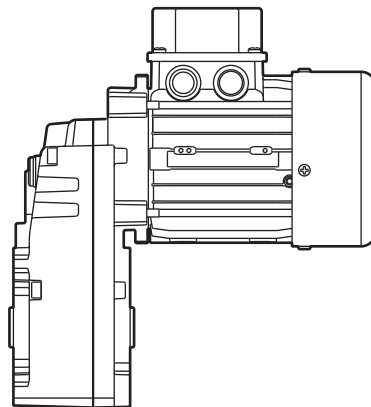
Available with integrated motor

Disponibile con motore integrato

Motor sizes available :
Grandezza motore disponibile:

- 56 IEC
- 63 IEC



For more information, contact us.
Per maggiori informazioni, contattaci.





QUICK SELECTION / Selezione veloce

input speed (n_1) = 1400 min⁻¹

Output Speed n_2 [min ⁻¹]	Ratio i	Motor power P_{1M} [kW]	Output torque M_{2M} [Nm]	Service factor f.s.	Nominal power P_{1R} [kW]	Nominal torque M_{2R} [Nm]	Available B5 motor flanges		Available B14 motor flanges			Hollow Shaft 	Ratios code 
							-B	-C	-O	-P	-Q		
24.2	57.95	0.25	93	1.0	0.24	90			C	C		2844	01
13.4	104.80	0.12	83	1.1	0.13	90			C	C		1954	02
11.5	121.47	0.12	96	0.9	0.12	90			C	C		1756	03
9.8	142.59	0.09	90	1.0	0.10	90			C	C		1558	04
8.2	170.20	0.06	70	1.3	0.08	90			C	C		1360	05
6.0	232.32	0.06	96	0.9	0.06	90			C	C		1063	06
4.6	303.20	0.06*	126	0.7	0.05	90			C	C		974	07
3.5	400.37	0.06*	166	0.5	0.04	90			C	C		776	08

The dynamic efficiency is **0.94** for all ratios * Power higher than the maximum one which can be supported by the gearbox. Select according to the torque M_{2R}
Potenza superiore a quella massima sopportabile dal riduttore. Selezionare in base al momento torcente M_{2R}

-  Motor Flanges Available
Flange Motore Disponibili
-  B) Supplied with Reduction Bushing
Fornito con Bussola di Riduzione
-  B) Available on Request without reduction bushing
Disponibile a Richiesta senza Bussola di Riduzione
-  C) Motor Flange Holes Position
Posizione Fori Flangia Motore

EN Unit **FS20** is supplied with synthetic oil for lifetime lubrication, no maintenance is necessary. See table 1 for lubrication and recommended quantity. In table 2 please see possible radial loads and axial loads on the gearbox.

I Il riduttore **FS20** viene fornito completo di olio sintetico per la lubrificazione permanente e non necessita di alcuna manutenzione. Vedi tab. 1 per oli e quantità consigliati. In tab. 2 sono presenti i carichi radiali e assiali applicabili al riduttore.

D Das Getriebe **FS20** ist mit synthetischem Öl gefüllt und ist lebensdauergeschmiert. In Tabelle 1 ist die Schmiermenge und das empfohlene Schmiermittel angegeben. In Tabelle 2 sind die zulässigen Radial- und Axialbelastungen des Getriebes aufgeführt.

F Le réducteur **FS20** est fourni complet avec de l'huile synthétique pour la lubrification permanente et ne nécessite aucun entretien. Voir tableau 1 concernant les huiles et les quantités conseillées. Les charges radiales et axiales applicables au réducteur sont précisées dans le tableau 2.

E El reductor tamaño **FS20** se suministra, lubricado de por vida con aceite sintético y no requieren mantenimiento alguna. Ver tabla 1, para cantidades y aceites recomendados. En la tabla 2, se encuentran las cargas radiales y axiales admitidas por el reductor.

LUBRICATION FS20 Oil Quantity 0.50 Lt.

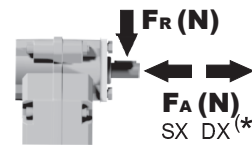
AGIP Telium VSF 320

SHELL Omala S4 WE 320

For all details on lubrication and plugs check our website **tab. 1**
Per maggiori dettagli su lubrificazione e tappi olio vedi il nostro sito web

RADIAL LOADS

Input shaft
Albero in entrata



n_1	FA	FR
1400	140	700
900	160	800

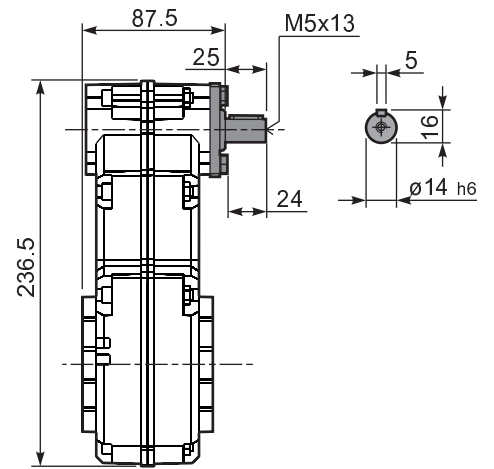
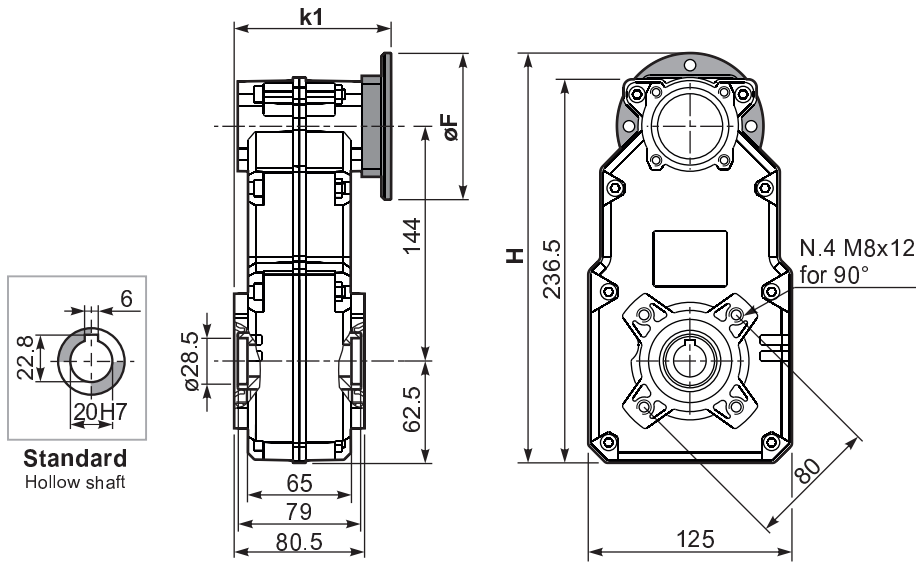
*Strong axial loads in the DX direction are not allowed.
Non sono consentiti forti carichi assiali con direzione DX

tab. 2

PFS20... Basic gearbox
Riduttore base

Gearbox weight
peso riduttore **4.3 kg**

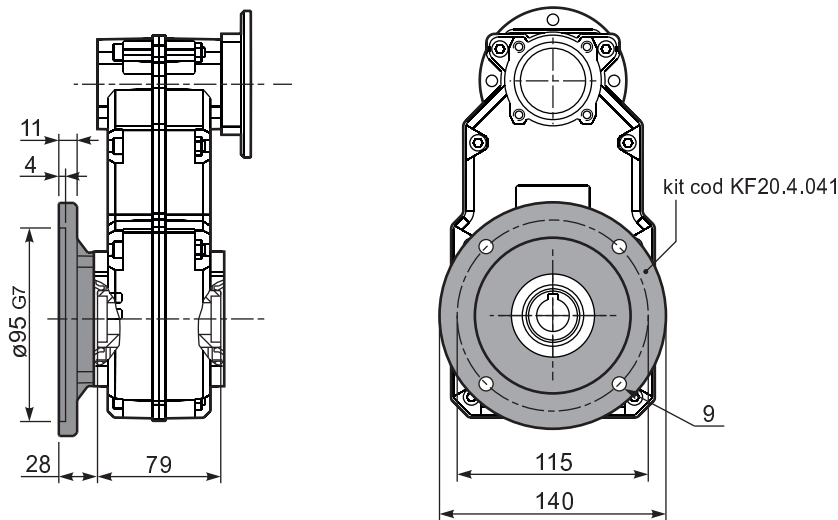
RFS20... Input Shaft
Albero in entrata



B14 Motor Flanges	H	øF	k1	kit code
56 B14	246.5	80	94.3	KC40.4.049
63 B14	251.5	90	96.8	K050.4.047
71 B14	259	105	94.3	K050.4.045

B5 Motor Flanges	H	øF	k1	kit code
63 B5	275.5	138	96.8	K050.4.041
71 B5	286.5	160	94.3	K050.4.042

PFS20-F Output flange
flangia di uscita





QUICK SELECTION / Selezione veloce

input speed (n_1) = 1400 min⁻¹

Output Speed n_2 [min ⁻¹]	Ratio i	Motor power P_{1M} [kW]	Output torque M_{2M} [Nm]	Service factor f.s.	Nominal power P_{1R} [kW]	Nominal torque M_{2R} [Nm]	Available B5 motor flanges		Available B14 motor flanges			Output Shaft \varnothing	Ratios code
							-B	-C	-O	-P	-Q		
							63	71	56	63	71		
29.3	47.70	0.37	113	4.2	1.6	480			C	C		281316	01
16.2	86.27	0.37	205	2.3	0.87	480			C	C		191316	02
14.0	100.00	0.37	237	2.0	0.75	480			C	C		171316	03
11.9	117.38	0.37	278	1.7	0.64	480			C	C		151316	04
10.0	140.10	0.37	332	1.4	0.53	480			C	C		131316	05
7.3	191.24	0.37	454	1.1	0.39	480			C	C		101316	06
5.6	249.59	0.25	399	1.2	0.30	480			C	C		91316	07
4.2	329.58	0.25	527	0.9	0.23	480			C	C		71316	08

The dynamic efficiency is **0.94** for all ratios

A Motor Flanges Available
Flange Motore Disponibili

B Supplied with Reduction Bushing
Fornito con Bussola di Riduzione

B Available on Request without reduction bushing
Disponibile a Richiesta senza Bussola di Riduzione

C Motor Flange Holes Position
Posizione Fori Flangia Motore

EN Unit **FS50** is supplied with synthetic oil for lifetime lubrication, no maintenance is necessary. See table 1 for lubrication and recommended quantity. In table 2 please see possible radial loads and axial loads on the gearbox.

I Il riduttore **FS50** viene fornito completo di olio sintetico per la lubrificazione permanente e non necessita di alcuna manutenzione. Vedi tab. 1 per oli e quantità consigliati. In tab.2 sono presenti i carichi radiali e assiali applicabili al riduttore.

D Das Getriebe **FS50** ist mit synthetischem Öl gefüllt und ist lebensdauergeschmiert. In Tabelle 1 ist die Schmiermenge und das empfohlene Schmiermittel angegeben. In Tabelle 2 sind die zulässigen Radial- und Axialbelastungen des Getriebes aufgeführt.

F Le réducteur **FS50** est fourni complet avec de l'huile synthétique pour la lubrification permanente et ne nécessite aucun entretien. Voir tableau 1 concernant les huiles et les quantités conseillées. Les charges radiales et axiales applicables au réducteur sont précisées dans le tableau 2.

E El reductor tamaño **FS50** se suministra, lubricado de por vida con aceite sintético y no requieren mantenimiento alguna. Ver tabla 1, para cantidades y aceites recomendados. En la tabla 2, se encuentran las cargas radiales y axiales admitidas por el reductor.

Standard supplied	For these mounting position specify in the order or add oil Per queste posizioni specificare in fase d'ordine o aggiungere olio				
H1	H4	H3	H2	H5	H6
0.95 LT	0.50 LT	0.50 LT	0.70 LT	0.95 LT	0.95 LT
AGIP Telium VSF 320			SHELL Omala S4 WE 320		

For all details on lubrication and plugs check our website **tab. 1**
Per maggiori dettagli su lubrificazione e tappi olio vedi il nostro sito web

RADIAL AND AXIAL LOADS				
Input shaft Albero in entrata		n_1	FA	FR
		1400	140	700
		900	160	800

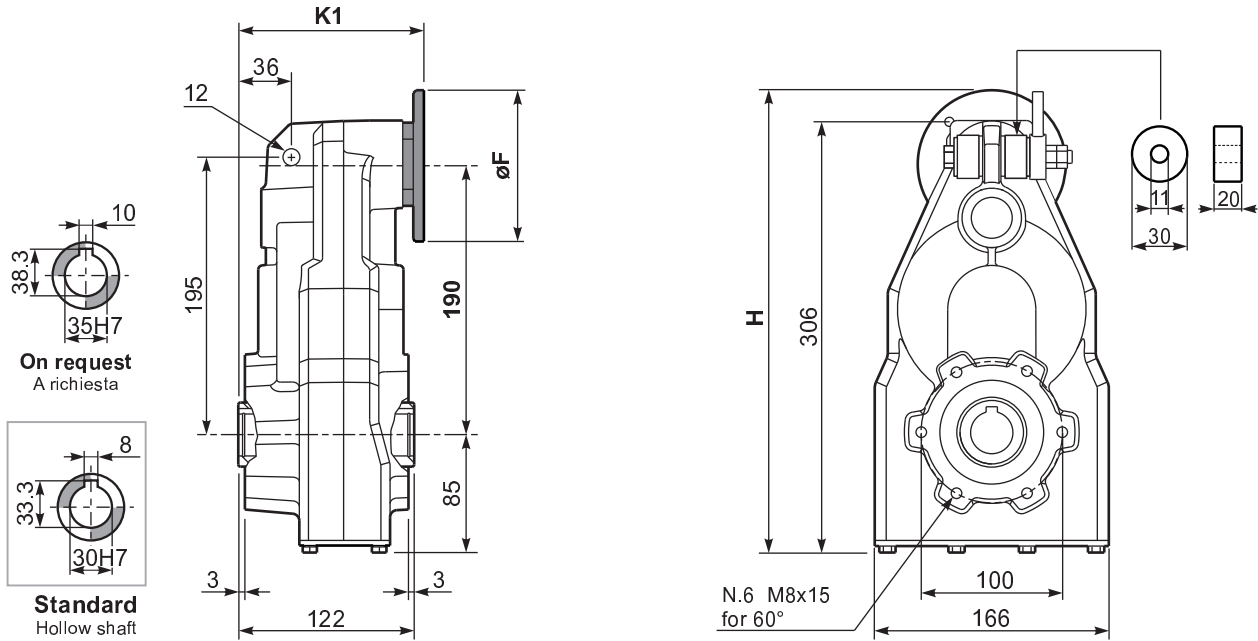
*Strong axial loads in the DX direction are not allowed.
Non sono consentiti forti carichi assiali con direzione DX

tab. 2

Compact gear 480Nm FS50

PFS50C... Basic gearbox
Riduttore base

Gearbox weight
peso riduttore **11.5 kg**



B14 Motor Flanges	H	øF	k1	kit code
56 B14	314	80	130.5	KC40.4.049
63 B14	320	90	133	K050.4.047
71 B14	328	105	130.5	K050.4.045

B5 Motor Flanges	H	øF	k1	kit code
63 B5	345	140	133	K050.4.041
71 B5	355	160	130.5	K050.4.042

RFS50C... Input shaft
Albero in entrata

