

Input speed ( $n_1$ ) = 1400 min<sup>-1</sup>

Output speed $n_2$ [min <sup>-1</sup> ]	Ratio $i$	Motor power $P_{1M}$ [kW]	Output torque $M_{2M}$ [Nm]	Service factor $f.s$	Nominal power $P_{1R}$ [kW]	Nominal torque $M_{2R}$ [Nm]	B5 motor flanges			B14 motor flanges			Dynamic efficiency RD	Tooth module [mm]	Ratio code
							-B 63	-C 71		-O 56	-P 63	-Q 71			
5.6	252	0.25	198	1.3	0.33	265	B			B-C	B-C		46	2.7	01
3.9	360	0.18	186	1.4	0.26	265	B			B-C	B-C		42	2.7	02
2.8	504	0.18	241	1.1	0.20	265	B			B-C	B-C		39	2.7	03
1.9	756	0.12	204	1.3	0.16	265	B			B-C	B-C		33	2.7	04
1.4	1008	0.12	256	1.0	0.12	265	B			B-C	B-C		31	2.7	05
1.1	1332	0.12*	265	<0.8	0.10	265	B			B-C	B-C		30	2.7	06
0.8	1656	0.12*	265	<0.8	0.08	265	B			B-C	B-C		28	2.7	07
0.6	2160	0.12*	265	<0.8	0.07	265	B			B-C	B-C		26	2.7	08
0.6	2520	0.12*	265	<0.8	0.06	265	B			B-C	B-C		25	2.7	09

\* Power higher than the maximum one which can be supported by the gearbox. Select according to the torque  $M_{2R}$

Potenza superiore a quella massima sopportabile dal riduttore. Selezionare in base al momento torcente  $M_{2R}$

**Motor flanges available**  
Flange motore disponibili



**B) Supplied with reduction bushing**  
Fornito con bussola di riduzione



**B) Available on request without reduction bushing**  
Disponibile a richiesta senza bussola di riduzione




**C) Motor flange holes position**  
Posizione fori flangia motore

## Lubrication

Lubrificazione

Unit 6D4 is supplied with synthetic oil to assure long life lubrication. Food grade oil is available on request. See Table 1 for lubrication and recommended quantity. See Table 2 for possible radial and axial loads on the gearbox.

Il riduttore tipo 6D4 viene fornito con olio sintetico e lubrificazione tipo "long life". Disponibile a richiesta olio alimentare. Vedi Tabella 1 per oli e quantità consigliati. Vedi Tabella 2 per i carichi radiali e assiali applicabili al riduttore.



D63: 0.40 L

Shell

Eni

D45: 0.09 L

Omala S4 WE 320

Telium VSF 320

For all details on lubrication and plugs check our website.  
Per maggiori dettagli su lubrificazione e tappi olio vedi il nostro sito web.

Tab. 1


## Suggested

Suggerito

Stainless steel protection cap (on request).

Coperchio di protezione in acciaio inox a richiesta.

Kit cod. KN300209




## Radial and axial loads

Carichi radiali e assiali

### Output shaft

Albero di uscita


$n_2$ [min <sup>-1</sup> ]	FA [N]	FR [N]
25	700	3800
15	800	4000



### Input shaft

Albero in entrata

$n_1$ [min <sup>-1</sup> ]	FA [N]	FR [N]
1400	42	210



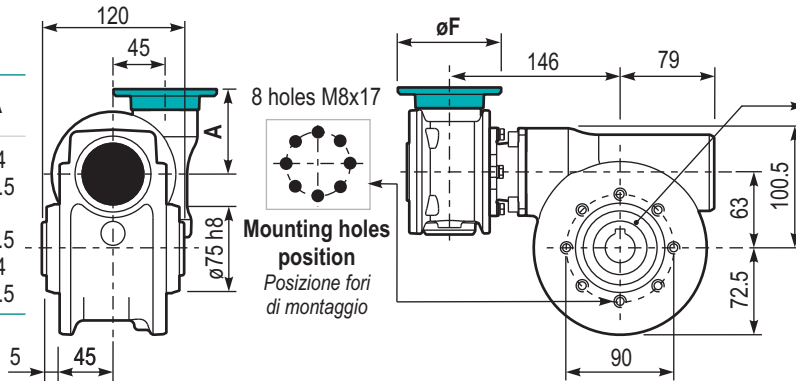
\* Strong axial loads in the DX direction are not allowed.

\* Non sono consentiti forti carichi assiali con direzione DX

Tab. 2

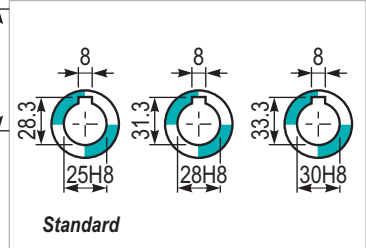
P6D4UNI.. Basic gearbox  
Riduttore base

M. flanges	Kit code	øF	A
63B5	KD454041	138	74
71B5	KD454042	160	71.5
56B14	KD454049	80	71.5
63B14	KD454047	90	74
71B14	KD454045	105	71.5



Gearbox weight  
Peso riduttore 8.90 kg

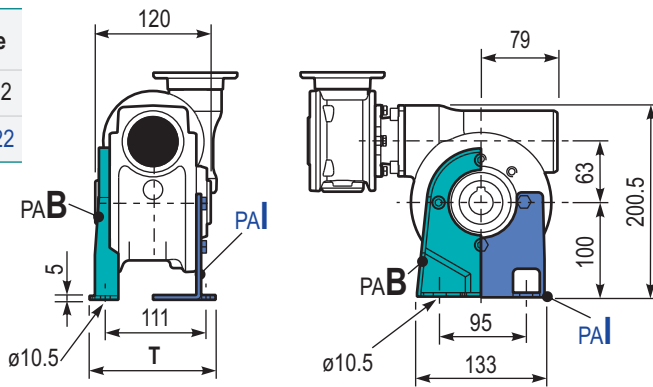
Hollow shaft  
Foro in uscita



P6D4PA... Feet  
Piedini

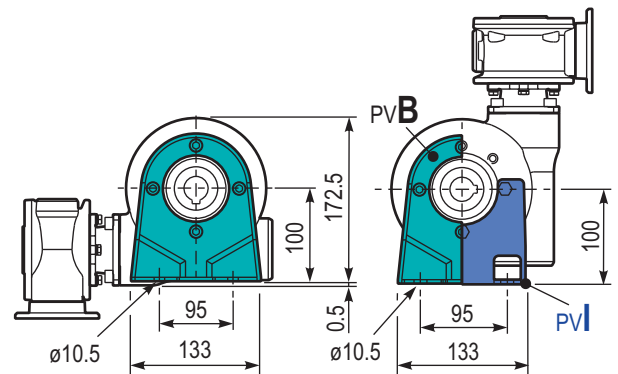
Type	T	Kit code
B**	144	K0639022
I*	130	KN639022

\*\* Zink plated  
\* Stainless steel

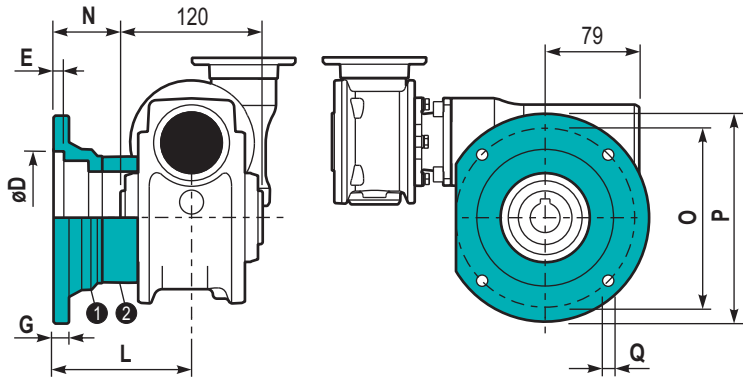


P6D4PBB... Feet  
Piedini

P6D4PV... Feet  
Piedini

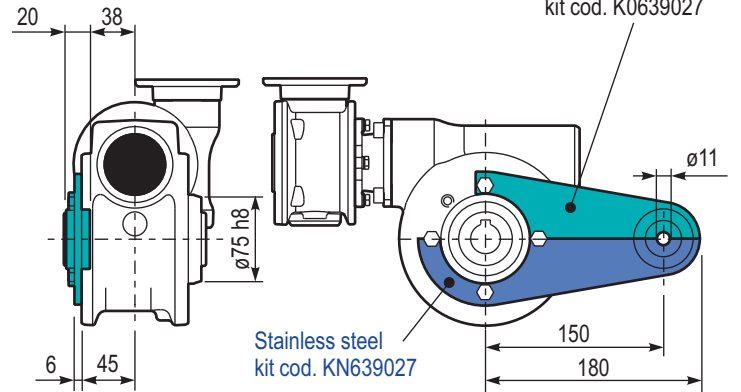


P6D4FL... Output flange  
Flangia uscita

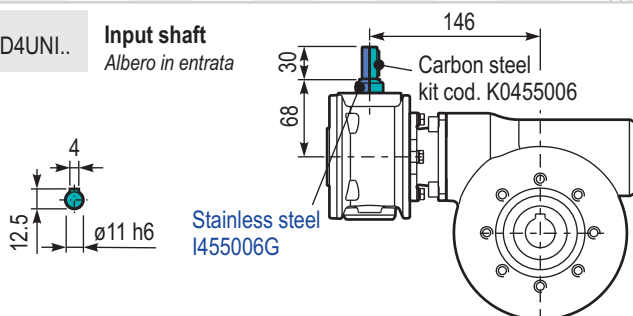


Type	øD	E	G	L	N	O	P	Q	Kit code
C	115 <sup>+0.20</sup> / <sub>-0.15</sub>	7	13	86	26	150	175	11	① K0639010 ② -
L	115 <sup>+0.20</sup> / <sub>-0.15</sub>	7	13	116	56	150	175	11	① K0639010 ② K0630200

P6D4BR... Reaction arm  
Braccio di reazione



R6D4UNI.. Input shaft  
Albero in entrata



P6D4...SMF Single output shaft  
Albero semplice in uscita

