



























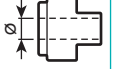











How to order Codifica

P	D45	UNI	N	10	0	MA	C
Type <i>Tipo</i>	Size <i>Grandezza</i>	Mounting <i>Montaggio</i>	Position <i>Posizione</i>	Ratio <i>Rapporto</i>	Hub Output shaft <i>Mozzo corona Albero uscita</i>	Diameter <i>Diametro</i>	Input / output shaft material <i>Materiale alberi in entrata e uscita</i>
P 	Worm gearboxes <i>Riduttori a vite senza fine</i>	UNI 	N 	See technical data table <i>Vedi tabelle dati tecnici</i>	0 Hollow <i>Mozzo</i> 	→ Standard D30 - 3D3 MA → ø14	C Cast iron / Carbon steel <i>Ghisa</i>
M 	D30 D45 D50 D63 D85	FLC 		Select L or R position for output flange <i>Selezionare la posizione L o R per la flangia in uscita</i>	S Solid output shaft <i>Albero in uscita</i> 	D45 - 4D3 MB → ø18 MC → ø19 MD → ø20	I Stainless steel (Output hollow shaft ø38 is not available in stainless steel) <i>(L'albero cavo ø38 non è disponibile in acciaio inox)</i>
B 		FLL 			ME → ø24 MF → ø25 D63 - 6D3 6D4 MG → ø28 MH → ø30		
R 	Combined worm gearboxes not available for type B <i>Riduttori a vite senza fine combinati non disponibili per tipo B</i>	BRI Stainless steel <i>Acciaio inox</i> BRZ Zinc plated <i>Zincato</i> 	L Left <i>Sinistra</i> 	R Right <i>Destra</i> 	Output male shaft is available only for standard bore <i>Albero maschio in uscita è disponibile solo per fori standard</i>	D85 - 8D4 MK → ø35 ML → ø38	The quill input hollow bore is always in carbon steel <i>Il foro cavo in entrata è sempre in acciaio</i>
	PAI Stainless steel <i>Acciaio inox</i> PAB Zinc plated <i>Zincato</i> 	PVI Stainless steel <i>Acciaio inox</i> PVB Zinc plated <i>Zincato</i> 	3D3 4D3 5D3 6D3 6D4 8D4			PBB Zinc plated <i>Zincato</i> 	

N	C	-R	B3	ST	A	---	For M type specify terminal box position <i>Per tipo M specificare posizione morsettera</i>
Protection cap <i>Coperchio di protezione</i>		Motor size <i>Grandezza motore</i>	Mounting position <i>Posizione di montaggio</i>	Input bore <i>Foro entrata</i>	Coating <i>Trattamento</i>	Mounting position <i>Posizione di montaggio</i>	
Left <i>Sinistra</i>	Right <i>Destra</i>	Motor flanges <i>Flange motore</i>	B3	ST Standard bore * Kit R standard <i>Foro standard * Kit R standard</i>	A Standard in aluminum <i>Standard in alluminio</i>	Only for combined units See technical data table <i>Solo per i riduttori combinati Vedi tabelle dati tecnici.</i>	A
				Input bore without reduction bushing			B
N Without protection cap <i>Senza coperchietto di protezione</i>	N Without protection cap <i>Senza coperchietto di protezione</i>	IEC B5 -A → 56 B5 (ø120) -B → 63 B5 (ø140) -C → 71 B5 (ø160) -D → 80 B5 (ø200) -E → 90 B5 (ø200) -F → 100-112B5 (ø250)	B8 	-O → 9mm -P → 11mm -Q → 14mm -R → 19mm -T → 24mm -U → 28mm	N NTT coating <i>NTT Rivestimento</i>		C
		IEC B14 -O → 56 B14 (ø80) -P → 63 B14 (ø90) -Q → 71 B14 (ø105) -R → 80 B14 (ø120) -T → 90 B14 (ø140) -U → 100-112B14 (ø160)	B6 	Coupling Standard (IEC)  -A → 9mm -B → 11mm -C → 14mm -D → 19mm -E → 24mm -F → 28mm	Not available for combined gearboxes <i>Non disponibile per riduttori combinati</i>		D
C Closed <i>Chiuso</i>	C Closed <i>Chiuso</i>	BRUSHLESS BA → 40/63-M5 BB → 50/70-M5 BC → 60/75-M5 BD → 70/90-M6 BE → 80/100-M6 BF → 95/115-M8 BG → 110/145-M8 BH → 130/165-M8	B7 	Brushless *  -1 → 9mm -2 → 11mm -3 → 14mm -4 → 19mm -5 → 22mm -6 → 24mm	V Painted <i>Verniciato</i>		
		Brushless-Tech catalogue is available in our website <i>Catalogo Brushless-Tech è disponibile nel nostro sito web</i>	V5 	Ready for input coupling <i>Predisposto per giunto</i>	Ral 7035 		
		Without flange <i>Senza flangia</i> -M → Metric 	V6 	-0 Type B <i>Tipo B</i>  -0 Type R <i>Tipo R</i> 			
		Type R <i>Tipo R</i> -0 → Metric 		* With reduction bushing where applicable <i>* Con bussola di riduzione dove prevista</i>			